

Technical Specification:

Model	PID 7213C		
Size (HxWxD)	72 X 72 X 50 mm		
Panel Cut-out	72 X 72 mm		
Display	UPPER : 4 Digit Red Seven Segment (0.39") MIDDLE:4 Digit Green Seven Segment (0.32") LOWER: 3 Digit Red Seven Segment (0.42")		
Input	TC-J (0°C -600°C), TC-K (0°C -1200°C) and Ampere: 0.0 to 30.0 A (1CT/3CT)		
Output	3-Relay (230V AC-5A) ,1-SSR (12V-30mA)		
Supply	100 to 250V AC, 50 / 60 Hz, Approx. 4VA		
Protection Level	IP-65(Front side) AS per IS/IEC 60529:2001		
Operating Temperature	0°C To 55°C	Relative Humidity	Up to 95% RH Non Condensing

Key Operations:

- Press **SET** Key to enter in programming mode.
- Press **SET** Key to go to next parameter.
- Use **Up Or Down** key to change value of parameter.
- Press **ENT** Key to save change in setting
- To start Auto-Tuning Press **Up** key for 6 sec. (In PID Mode).
- Press **Down Key** to change Heater (H1-H2-H3-ALL In 3CT Model)

Range for Control Parameter:

Sr.	Parameter	Range for TC
1	PB	0.0 To 999.9
2	IT	0 To 9999
3	DT	0 To 9999
4	CT	1 sec to 99 sec
5	HYS1	1°C to 50°C
6	HYS2	1°C to 50°C
7	OFFSET	-20°C to +20°C

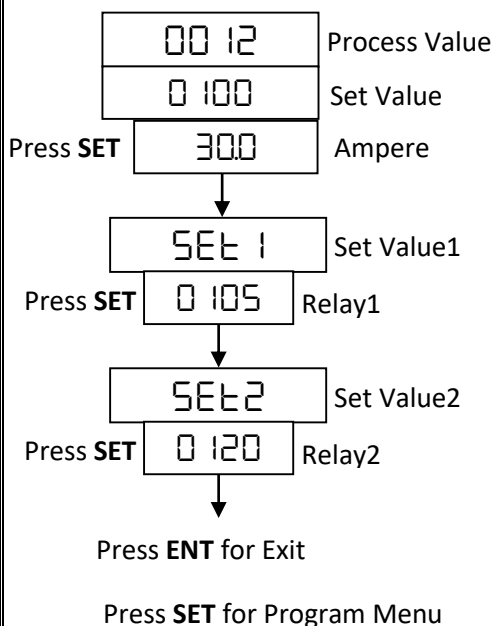
Password:

69- Basic Configuration

54- Control Parameter

72- Ampere Parameter

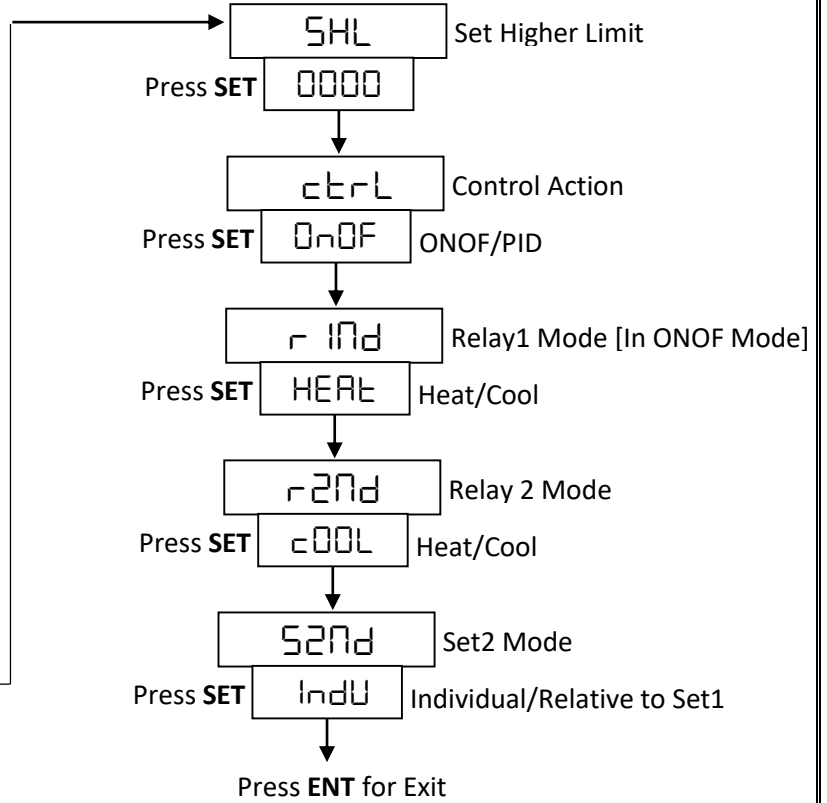
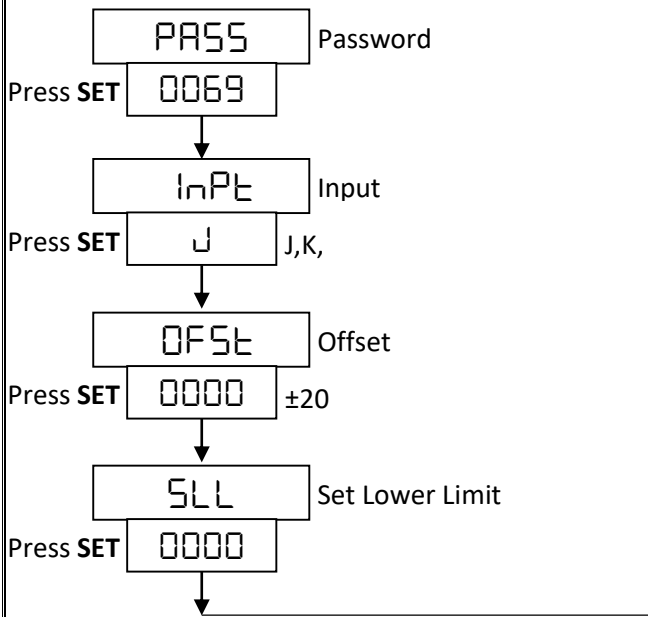
Set Point Setting:



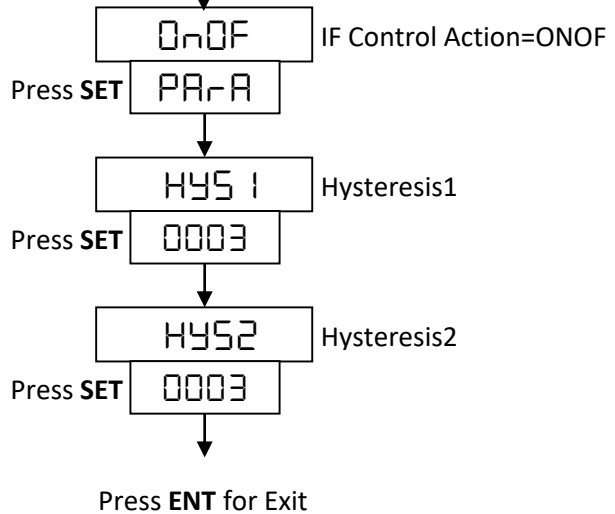
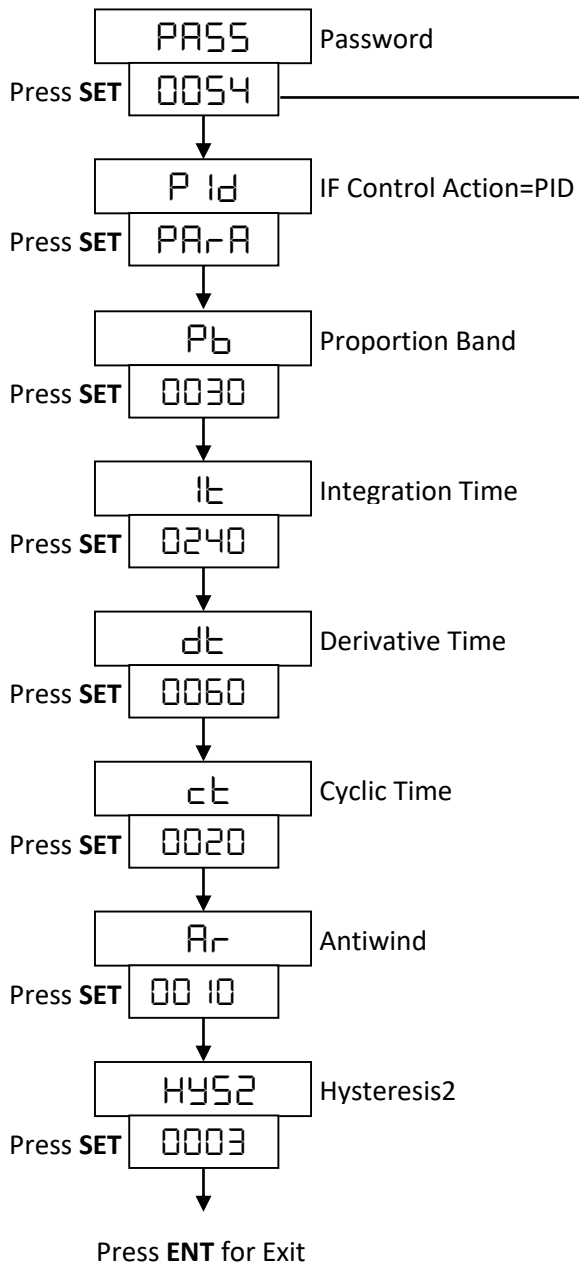
PID Auto-Tuning

- The Auto-tuning function automatically computes and sets the proportional band (P), integral time (I), Derivative time (D), cycle time as per process characteristics.
- While Auto-tune is in progress, lower display alternate shows AT & set-point. Lower display stops alternating between AT & set-point at the completion of Auto-tuning.
- Press **UP (↑)** Key 6 sec. to start tuning (In PID Mode)

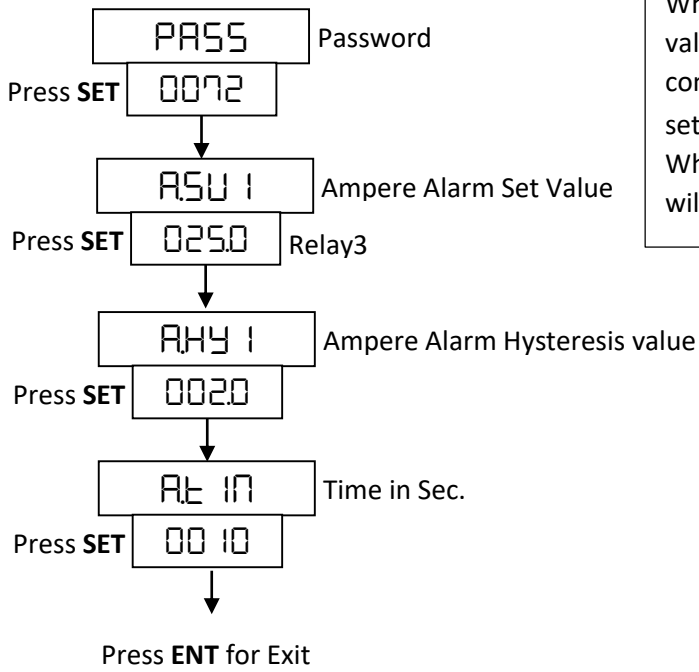
Basic Configuration:



Control Parameter:



Ampere Parameter



Over Current Alarm [RELAY-3]

When Current values reach at SET value or above SET value at that time Delay time will be start & after completion of delay time, if process value Greater than set value Relay3 must be ON.
When Current values is less than of SET - HYS than relay will be OFF.